

## Student Manual for Online Exam:

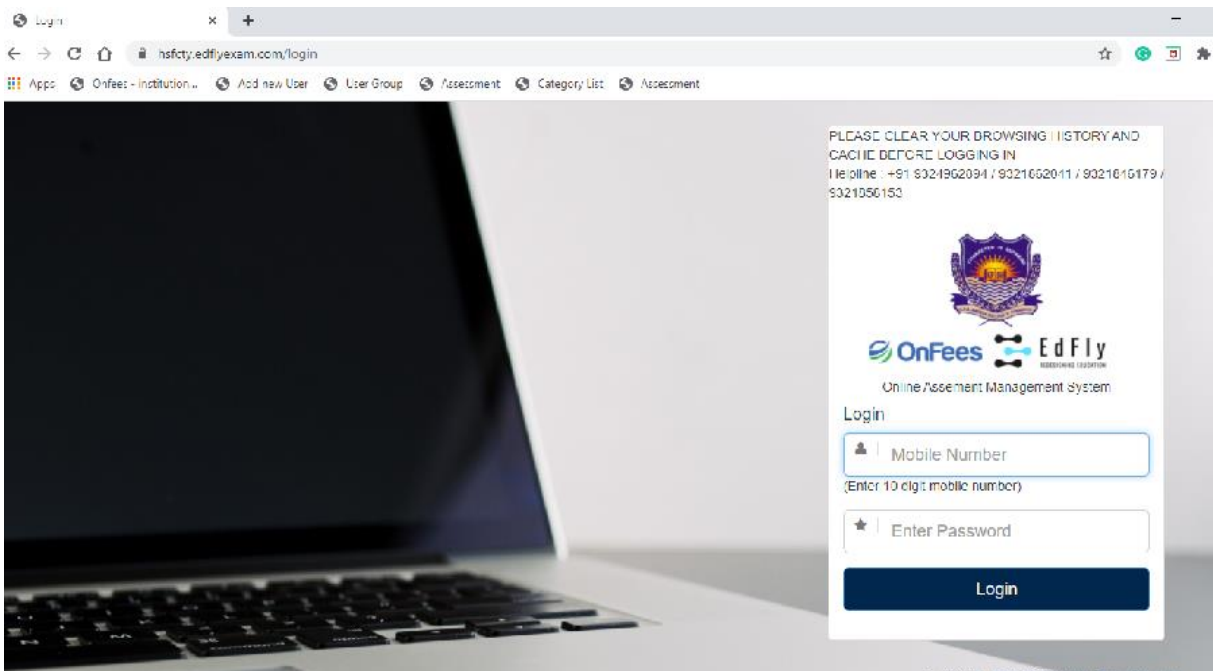
### Step 1

Click on the below link.

Exam Link: <https://asfc.edflyexam.com/>

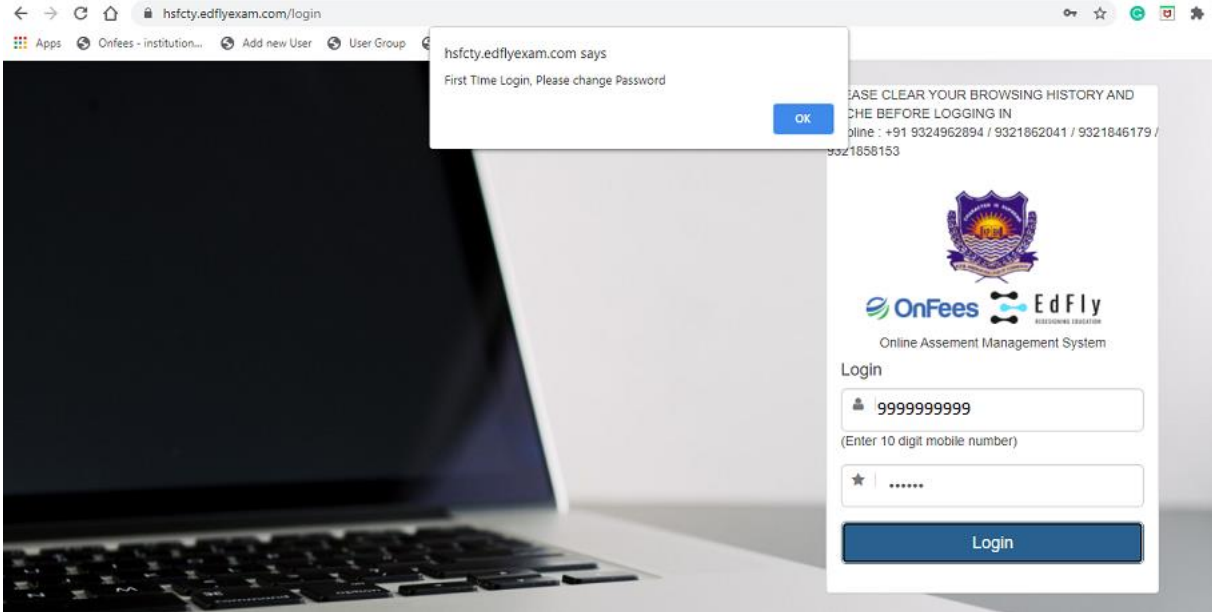
### Step 2

You will be redirected to Exam login page



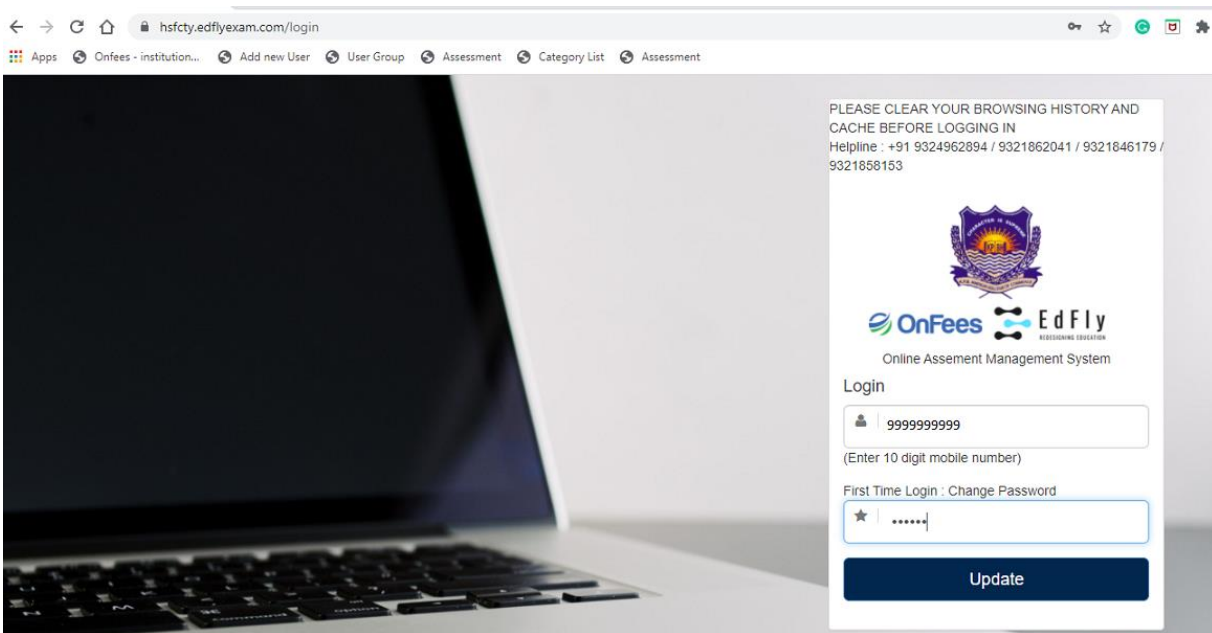
### Step 3

Login with your registered Mobile number and Password as **123456 (This is one time Password)**



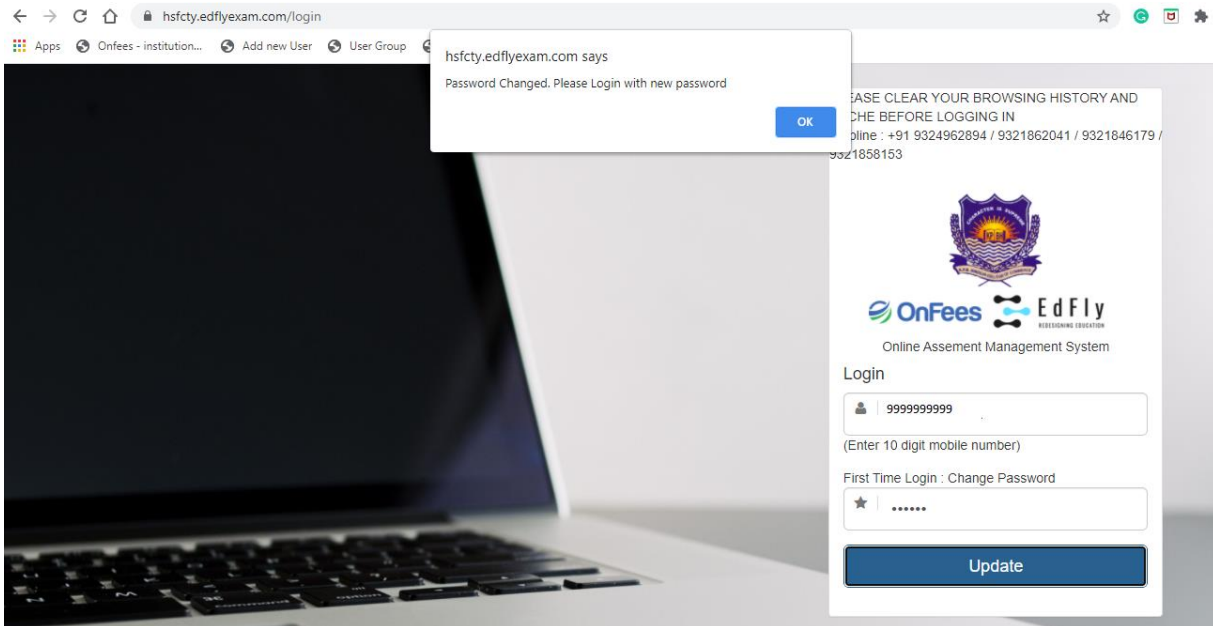
### Step 4

You are required to change the password and set the new password which you will be using for all the exams.



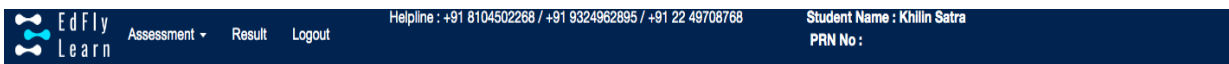
## Step 5

Once you have set your new password, you are required to login again with that new password which is set by you as mentioned in step3



## Step 6

After you have logged in to the exam portal you will have the access to give your respective exams. Click on Attempt to start with the exam.



### Assessment

Assessment Title	Duration (in min.)	No. of Questions	Allow Maximum Attempts	Action
Cost And Management Account SEM-I ATKT	60	25	1	Attempt
Strategic Management (ATKT Exam SEM-I)	60	25	1	Attempt
MOCK TEST (MCOM ATKT SEM I/II/III)	60	10	5	Attempt

## Step 7

New window will open and you will see instructions before your exam starts and at the end of instructions you will see start assessment link. It will get activated only at the time of your exam. For e.g. if your exam is between 11am-12pm then this link will be get activated at 11am onwards. Click on start Assessment and your exam will start.

EdFly Learn Assessment Result Logout Helpline : +91 8104502268 / +91 9324962895 / +91 22 49708768 Student Name : Khilin Satra PRN No :



### Attempt Assessment

Assessment Name	Cost And Management Account SEM-I ATKT
Description	
Start Date (Assesment can be attempted after this date. YYYY-MM-DD HH:II:SS )	2020-09-22 14:00:00
End Date (Assesment can be attempted before this date. eg. 2017-12-31 23:59:00 )	2020-09-22 14:20:00
Duration (in min.)	60
Allow Maximum Attempts	1
No Of Questions	25
Total Marks	50

[Start Assessment](#)

## Step 8

After you click on Start assessment your exam & Timer will start.

As you see once you start answering boxes on your right starts changing colours. You can give answers and **CLICK ON SAVE & NEXT**. You can go back to any question during exam time and edit your previous answer. You can mark your question if you want to review later.

MATHS MOCK TEST

Time left: 01:39:26

[G K Mock](#) [MATHEMATICS Mock](#)

Question 3) How many days do we have in a week?

A)  SEVEN

B)  SIX

C)  FIVE

D)  NINE

Questions

1	2	3	4	5	6	7
8	9	10	11	12	13	14
15	16	17	18	19	20	21
22	23	24	25	26	27	28
29	30					

Answered

UnAnswered

Review-Later (RL)

Not-visited

[Review Later](#) [Back](#) [Save & Next](#)

And on last question you will see **SUBMIT EXAM** tab.

Mock TY Test Time left: 00:35:06

[G K Mock](#) [MATHEMATICS Mock](#) [ENGLISH Mock](#)

Question 25) He \_\_\_\_\_ all of them.

A)  went  
B)  listened  
C)  spoke  
D)  wanted

Questions

1	2	3	4	5	6	7
8	9	10	11	12	13	14
15	16	17	18	19	20	21
22	23	24	25			

Legend:  
Answered (Green)  
UnAnswered (Red)  
Review-Later (RL) (Yellow)  
Not-visited (Black)

Powered by EasyTech Innovations Pvt. Ltd.

[Review Later](#) [Back](#) [Submit Exam](#)

Once you click on submit tab it will ask you again to reconfirm.

Mock TY Test Time left: 00:31:46

[G K Mock](#) [MATHEMATICS Mock](#) [ENGLISH Mock](#)

Do you really want to submit this Assessment?

[Cancel](#) [Submit Exam](#)

A)  went  
B)  listened  
C)  spoke  
D)  wanted

Legend:  
Answered (Green)  
UnAnswered (Red)  
Review-Later (RL) (Yellow)  
Not-visited (Black)

Powered by EasyTech Innovations Pvt. Ltd.

[Review Later](#) [Back](#) [Submit Exam](#)

Click on Submit Exam and your exam will get submitted.

**ALL THE BEST!**